






# **CONDOR® Products.**

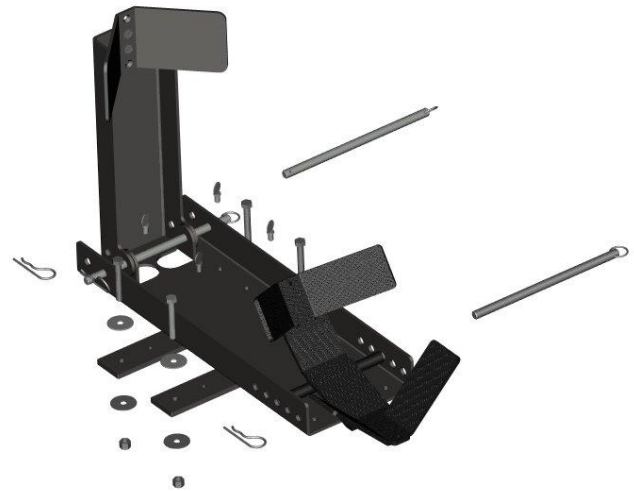
## **Technical Components**

### **Development & Design, Inc.**

210 W. Stephenie Drive  
 Cortland, IL 60112  
 Phone: (815) 754-7418  
 Fax: (815) 754-7419

Website: [www.condor-lift.com](http://www.condor-lift.com)  
 Email: [tcdd@condor-lift.com](mailto:tcdd@condor-lift.com)

Part	Part Number	Description	Qty
	S-148488	5/16-18 X1/2 Thumbscrew	4
	Z-118	10" X 1-1/2 pin w/clip	3
	S-13817	3/8 -16 X 2.5 Tap Bolt	4
	S-33220	3/8 X 1-1/2 Fender Washer	8
	S-37024	3/8-16 Z Nylock Nut	4



#### **CONDOR® SCC-4000 Scooter, Moped, & Sport Bike\* Wheel locking chock:**

The **CONDOR®** SCC-4000 Scooter/Moped Chock is a fully adjustable wheel locking system capable of accommodating front and rear wheel sizes for Mopeds, Scooters, and will also suit most sport bikes. The patented locking mechanism effortlessly and securely supports your ride in an upright position on all transportation platforms. As a Chock it easily snaps on and off all transport platforms. Attaching and detaching the unit takes only a few seconds. Tying down your ride becomes a simple and easy task for one person. You will be amazed at how secure and safe your ride will be once tied down in the **CONDOR®** SCC-4000 cradle. The **CONDOR®** SCC-4000 accommodates bikes weighing up to 800 lbs, folds down for easy storage and weighs only 22+ lbs. Its dimensions in the upright position are about 7" wide, 22" long and 13.25"-15.25" high. Once folded, it becomes 7" wide, 19" long and 7" high. For more information or to order please GO TO: [www.condor-lift.com](http://www.condor-lift.com) OR CALL 1-800-461-1344.

### **User Instructions:**

Confirm that the cradle is set in the optimized position setting (See **RECOMMENDED CRADLE SETTINGS**) for the entering tire and wheel. Adjustment of cradle is crucial for optimum retention. Optimum retention is achieved by trying different settings. (REFER TO CAUTION PARAGRAPH BELOW): Place unit in front of or behind motorcycle. Push or drive the motorcycle, centered into unit until the cradle of the SCC-4000 has fully engaged the wheel. Once the wheel is cradled, proceed to push further into the SCC-4000 until the wheel has engaged the front stop. If the optimum vertical support is achieved, the motorcycle will hold itself upright. If optimum retention is not achieved try different cradle settings. To use the optional boomerang bars, attach the front bar use the second set of hole at the front of the unit( the standard front mount for the adaptor kit) then for the rear use the 2 back holes for the rear bar. (REFER TO CAUTION PARAGRAPH BELOW) For more information on use, refer to [www.condor-lift.com](http://www.condor-lift.com)

### **RECOMMENDED CRADLE SETTINGS:**

The SCC-4000 is designed so that for every tire/wheel size within the ranges specified a minimum of 2 cradle settings are suitable. The optimum cradle setting for a specific tire would be, the setting that allows the cradle to tilt as far forward as possible without making contact with the unit's mounting surface or ground. The 2<sup>nd</sup> optimum setting would be the setting forward from the optimum setting away from the entry direction. If less retention is desired at any time due to too much retention or sticking, the cradle may be moved away from the entry direction one notch.

**CAUTION:** Always make sure that all fasteners are tight and all pins are in place prior to use. Understand the limitations of this product and do not exceed these limitations. Always make sure that the unit's cradle settings are optimum for the tire size of the motorcycle before use. For standard sport bike front wheel combinations, the 1, 2, 3, front settings may be suitable. For Sport bikes, Scooters, or Moped with low hanging chin fairings, fenders, and cowlings, the cradle may need to be turned 180 degrees for additional clearance, so as not to make contact with a low hanging chin fairing, fender or cowling. If instructions are not clear, additional information is available at [www.condor-lift.com](http://www.condor-lift.com) or call 1-800-461-1344. Technical Components Development & Design is not responsible for any damage incurred by exceeding this product's limitations in structure and/or functionality.

### **One Year Limited Warranty:**

This **CONDOR**® SCC-4000 product warranty extends to the original consumer purchaser of the product. All illustrations and specifications contained in this manual are based on the latest product information available at the time of printing. Technical Components Development & Design, Inc. reserves the right to make changes at any time, without notice, in color, materials, equipment, options, specifications and models. Models may be shown with optional equipment. Further information may be obtained by contacting Technical Components Development & Design, Inc. At 1-815-754-7418.

**Return Policy:** 15 day return policy applies. Merchandise may be returned within 15 days of purchase. Merchandise must be unused and in its original packaging. Customer will call TC Development for a Return Authorization number. Customer pays for freight return. Credit is given upon inspection of returned goods. A 15% re-stocking fee applies to all returned merchandise

### **Warranty Duration:**

This product is warranted to the original consumer purchase for a period of one (1) Year from original purchase date.

### **What is not covered:**

Our warranty for your product will not cover abnormal wear of parts, damage resulting from negligent use or misuse of the product, use contrary to operating instructions, or disassembly, repair or alteration by any person other than an authorized service station. We shall not be liable for any incidental or consequential damages for breach of by express or implied warranty on your product.

### **How your state's law may apply:**

Some states do not allow limitations on how long any implied warranty lasts or the exclusion or limitation of incidental or consequential damages. So the above limitation may not apply to you. This warranty gives you specific legal rights, and you may also have other rights, which may vary from state to state.

Thank you for purchasing the **CONDOR**® SCC-4000.

**CONDOR**® is a trademark of Technical Components Development & Design, Inc.  
The **CONDOR**® SCC-4000 is US Patented Number 6,575,310 & 6,648,300 & 6,935,619

## **Technical Components Development & Design, Inc**

210 W. Stephenie Drive  
Cortland, IL 60112  
Phone: (815) 754-7418  
Fax: (815) 754-7419  
Website: [www.condor-lift.com](http://www.condor-lift.com)

SCC-4000 Scooter Chock